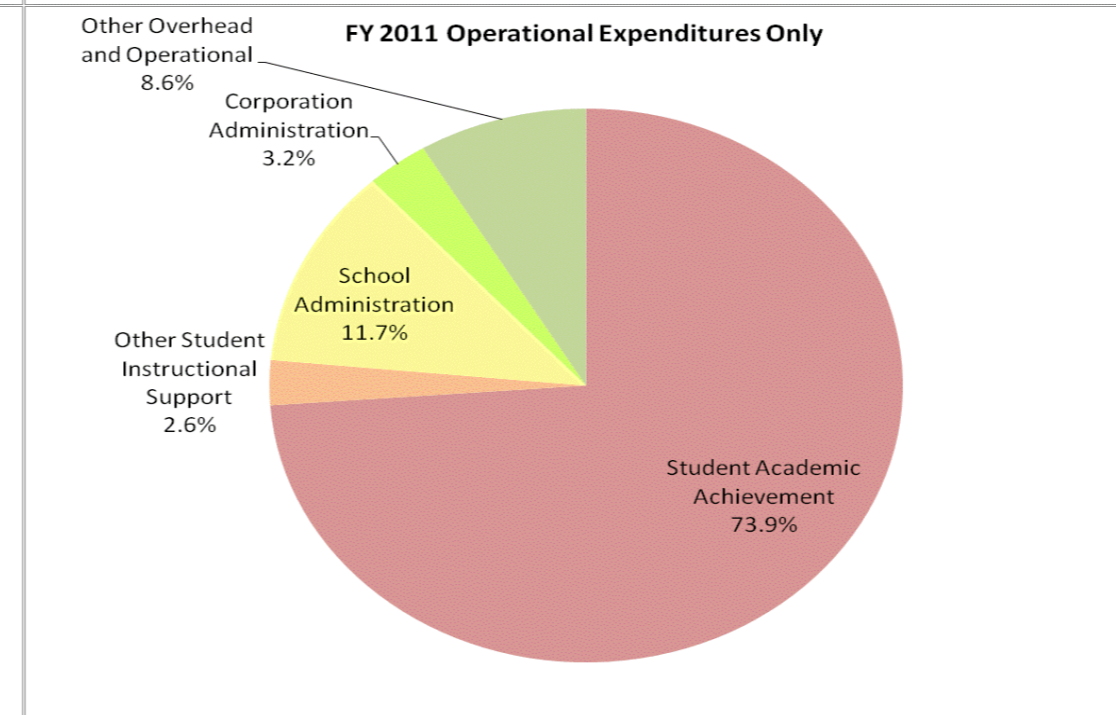
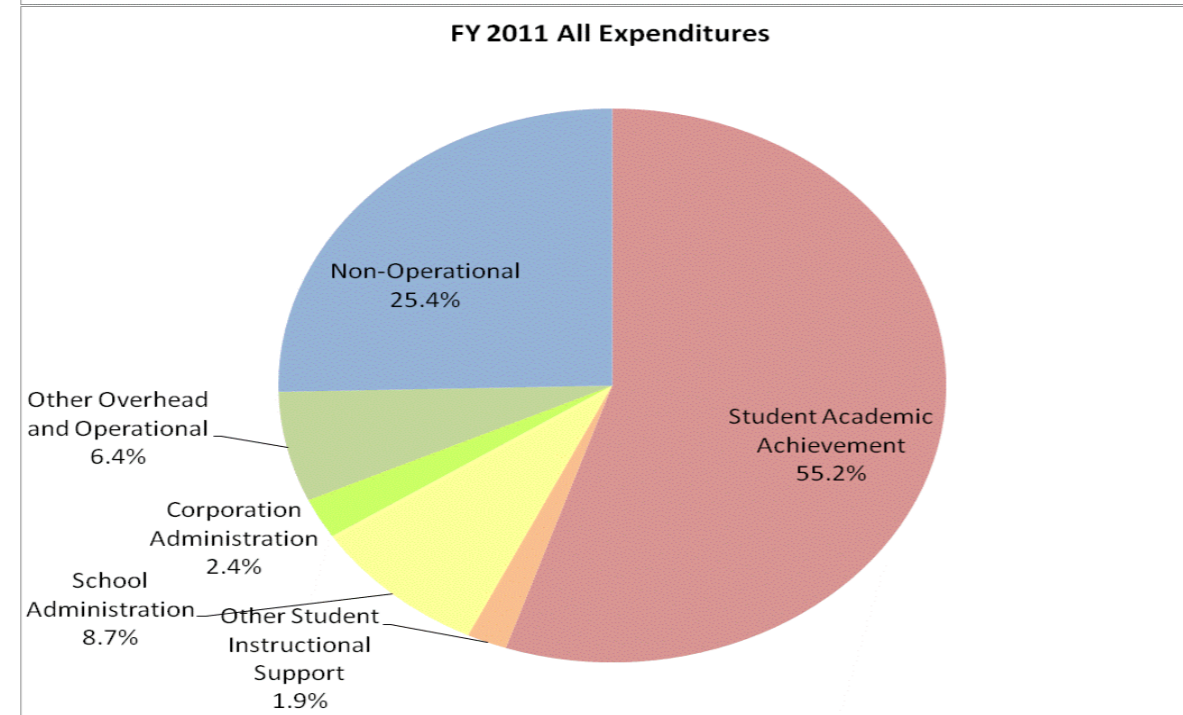
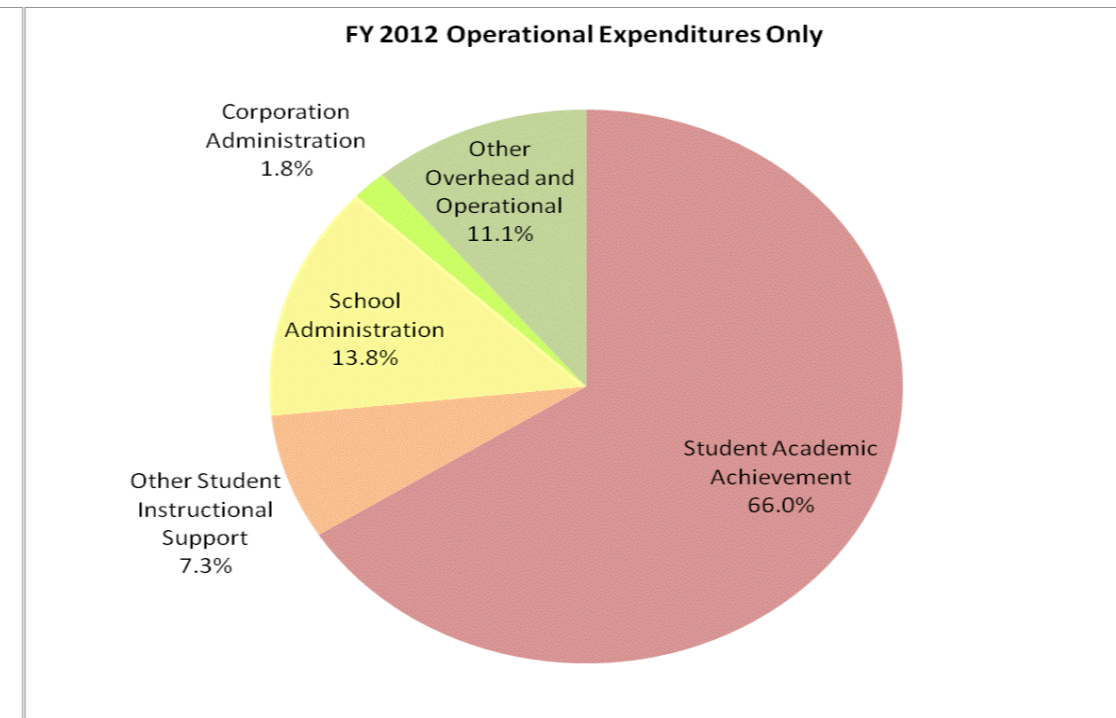
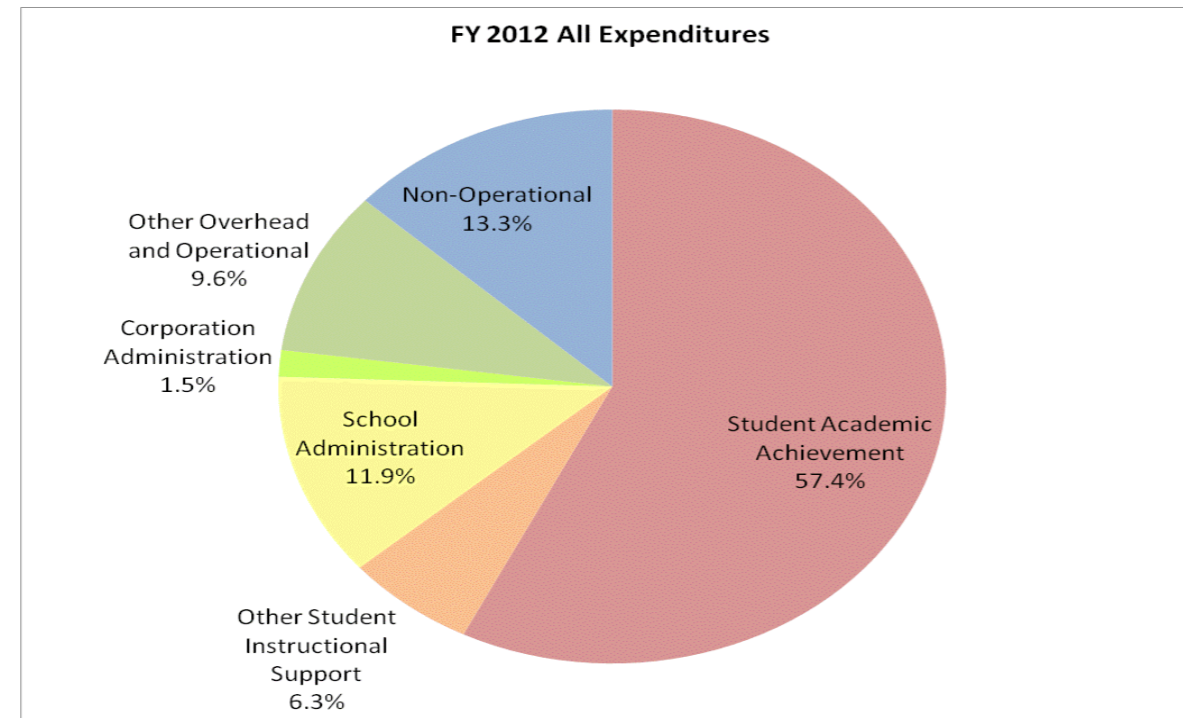


**School Corporation Expenditures by Expenditure Type  
Biannual Financial Report Data July 2011 - June 2012  
Irvington Community School (9330)**

Irvington Community School (9330)

Student Instructional Category	FY06 % of Total		FY09 % of Total		FY11 % of Total		FY12 % of Total	
	FY 2006	Exp	FY 2009	Exp	FY 2011	Exp	FY 2012	Exp
Student Academic Achievement	\$1,853,987	45.5%	\$3,389,097	66.1%	\$4,840,835	55.2%	\$4,994,102	57.4%
Student Instructional Support	\$246,875	6.1%	\$465,148	9.1%	\$937,632	10.7%	\$1,584,249	18.2%
Overhead and Operational	\$383,502	9.4%	\$553,732	10.8%	\$770,182	8.8%	\$971,244	11.2%
Nonoperational	\$1,593,952	39.1%	\$720,122	14.0%	\$2,224,968	25.4%	\$1,156,092	13.3%
<b>Grand Total</b>	<b>\$4,078,316</b>		<b>\$5,128,099</b>		<b>\$8,773,618</b>		<b>\$8,705,687</b>	

	FY 2006	FY 2009	FY 2011	FY 2012
<b>Student Instructional Expenditures (Academic Achievement plus Support)</b>	51.5%	75.2%	65.9%	75.6%



**School Corporation Expenditures by Expenditure Type**  
**Biannual Financial Report Data July 2011 - June 2012**  
**Irvington Community School (9330)**

Student Instructional Category	Account	FY 2006	FY 2009	FY 2011	FY 2012	Increase from FY 2006	Increase from FY 2009	Increase from previous year
<b>Student Academic Achievement</b>								
	11100 Regular Programs; Elementary	\$1,443,694	\$2,157,853	\$2,045,284	\$1,981,952	37%	-8%	-3%
	11200 Regular Programs; Middle/Junior High	\$0	\$375,993	\$1,043,884	\$969,132		158%	-7%
	11300 Regular Programs; High School	\$0	\$800,203	\$1,516,636	\$1,477,736		85%	-3%
	12610 Learning Disability	\$32,609	\$120	\$117,695	\$385,948	> 500%	> 500%	228%
	17900 Payments to Other Governmental Units Within State; Other	\$0	\$595	\$3,663	\$994		67%	-73%
	22120 Improvement of Instruction; Instruction and Curriculum Development	\$0	\$6,711	\$7,085	-\$349		-105%	-105%
	22130 Improvement of Instruction; Instructional Staff Training	\$85,504	\$34,392	\$37,247	\$43,430	-49%	26%	17%
	22220 Library/Media Services; School Library	\$906	\$0	\$0	\$0	-100%		
	22360 Instruction, Related Technology; Network Support	\$7,853	\$13,228	\$69,342	\$135,258	> 500%	> 500%	95%
	26497 2007 Account Code - Teachers Retirement Fund	\$65,616	\$0	\$0	\$0			
<b>Student Academic Achievement Total</b>		<b>\$1,636,183</b>	<b>\$3,389,097</b>	<b>\$4,840,835</b>	<b>\$4,994,102</b>	<b>205%</b>	<b>47%</b>	<b>3%</b>
<b>Student Instructional Support</b>								
	21220 Guidance Services; Counseling Services	\$0	\$0	\$170,718	\$550,037			222%
	24100 Office of The Principal	\$213,426	\$465,148	\$766,914	\$1,034,212	385%	122%	35%
<b>Student Instructional Support Total</b>		<b>\$213,426</b>	<b>\$465,148</b>	<b>\$937,632</b>	<b>\$1,584,249</b>	<b>&gt; 500%</b>	<b>241%</b>	<b>69%</b>
<b>Overhead and Operational</b>								
	23110 Board of Education; Service Area Direction	\$44,269	\$53,420	\$0	\$0	-100%	-100%	
	23150 Board of Education; Legal Services	\$4,349	\$1,438	\$95,635	\$10,104	132%	> 500%	-89%
	23160 Board of Education; Promotion Expenses	\$0	\$714	\$5,086	\$8,849		> 500%	74%
	23220 Executive Administration; Community Relations	\$5,762	\$1,548	\$9,714	\$12,399	115%	> 500%	28%
	25150 Fiscal Services; Payroll Services	\$4,149	\$9,947	\$12,016	\$11,652	181%	17%	-3%
	25160 Fiscal Services; Financial Accounting	\$39,625	\$46,246	\$60,619	\$65,555	65%	42%	8%
	25191 Other Fiscal Services; Refund of Revenue	\$29	\$699	\$6,933	\$11,407	> 500%	> 500%	65%
	25195 Other Fiscal Services; Bank Account Service Charge	\$1,058	\$6,934	\$10,135	\$11,947	> 500%	72%	18%
	25720 Personnel Services; Recruitment and Placement	\$565	\$2,460	\$7,214	\$2,700	378%	10%	-63%
	26200 Operation and Maintenance of Plant Services; Maintenance of Buildings	\$96,194	\$156,060	\$257,222	\$375,448	290%	141%	46%
	26300 Operation and Maintenance of Plant Services; Maintenance of Grounds	\$4,090	\$15,715	\$42,973	\$19,993	389%	27%	-53%
	26400 Operation and Maintenance of Plant Services; Maintenance of Equipment	\$7,418	\$170	\$4,152	\$302	-96%	78%	-93%
	26600 Operation and Maintenance of Plant Services; Security Services	\$15,662	\$16,105	\$43,306	\$17,088	9%	6%	-61%
	26700 Operation and Maintenance of Plant Services; Insurance	\$33,894	\$33,233	\$39,433	\$55,782	65%	68%	41%
	27700 Student Transportation; Contracted Transportation Services	\$0	\$0	\$0	\$2,006			
	27900 Student Transportation; Other Student Transportation Services	\$40	\$0	\$0	\$0	-100%		
	31100 Food Services Operations; Service Area Direction	\$5,351	\$0	\$0	\$0	-100%		
	31200 Food Services Operations; Food Preparation and Dispensing	\$7,264	\$0	\$0	\$26,523	265%		
	31400 Food Services Operations; Food Purchases	\$111,737	\$203,967	\$171,223	\$336,343	201%	65%	96%
	31900 Other Food Services	\$2,045	\$5,077	\$4,521	\$3,145	54%	-38%	-30%
<b>Overhead and Operational Total</b>		<b>\$383,502</b>	<b>\$553,732</b>	<b>\$770,182</b>	<b>\$971,244</b>	<b>153%</b>	<b>75%</b>	<b>26%</b>
<b>Nonoperational</b>								
	33990 Other Community Services; Other	\$25,096	\$2,059	\$42,036	\$63,584	153%	> 500%	51%
	43000 Facilities Acquisition and Construction; Professional Services	\$0	\$0	\$0	\$0			
	45100 Building Acquisition, Construction and Improvements	\$1,021,291	\$11,914	\$961,150	\$18,361	-98%	54%	-98%
	45500 Facilities Acquisition and Construction; Rent of Buildings, Facilities, and Equipment	\$99,282	\$25,967	\$45,463	\$65,967	-34%	154%	45%
	46000 Facilities Acquisition and Construction; Purchase of Moveable Equipment	\$214,066	\$176,518	\$424,370	\$119,880	-44%	-32%	-72%
	51100 Debt Services; Principal on Debt; Bonds	\$0	\$0	\$25,000	\$75,000			200%
	52200 Debt Services; Interest on Debt; Temporary Loans	\$234,216	\$379,084	\$699,575	\$813,300	247%	115%	16%
	54200 Common School Fund; Principal	\$0	\$66,297	\$9,786	\$0		-100%	-100%
	54250 Common School Fund; Interest	\$0	\$58,282	\$17,588	\$0		-100%	-100%
<b>Nonoperational Total</b>		<b>\$1,593,952</b>	<b>\$720,122</b>	<b>\$2,224,968</b>	<b>\$1,156,092</b>	<b>-27%</b>	<b>61%</b>	<b>-48%</b>
<b>Prorated By Fund</b>								
	26491 2007 Account Code - PERF	\$26,026	\$0	\$0	\$0			
	26492 2007 Account Code - Social Security	\$96,577	\$0	\$0	\$0			
	26493 2007 Account Code - Workmen's Compensation	\$4,158	\$0	\$0	\$0			
	26494 2007 Account Code - Group Insurance	\$114,371	\$0	\$0	\$0			

**School Corporation Expenditures by Expenditure Type  
Biannual Financial Report Data July 2011 - June 2012  
Irvington Community School (9330)**

Student Instructional Category	Account	FY 2006	FY 2009	FY 2011	FY 2012	Increase from FY 2006	Increase from FY 2009	Increase from previous year
	26496 2007 Account Code - Unemployment Compensation	\$10,121	\$0	\$0	\$0			
<b>Prorated By Fund Total</b>		<b>\$251,253</b>	<b>\$0</b>	<b>\$0</b>	<b>\$0</b>			